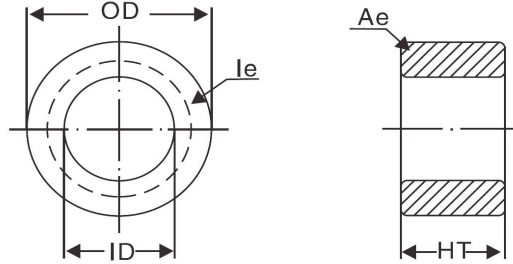


## SPECIFICATION FOR APPROVAL

### 1.Material

Production:	High Flux Cores
KDM.P/N:	KH106-026A-E14
AL:	40(nH/N <sup>2</sup> ) ± 8%
Material:	26 μ
Coating Color:	Khaki
Coating material:	epoxy
Coating Breakdown Voltage:	1000V, 0.5mA, 2Sec



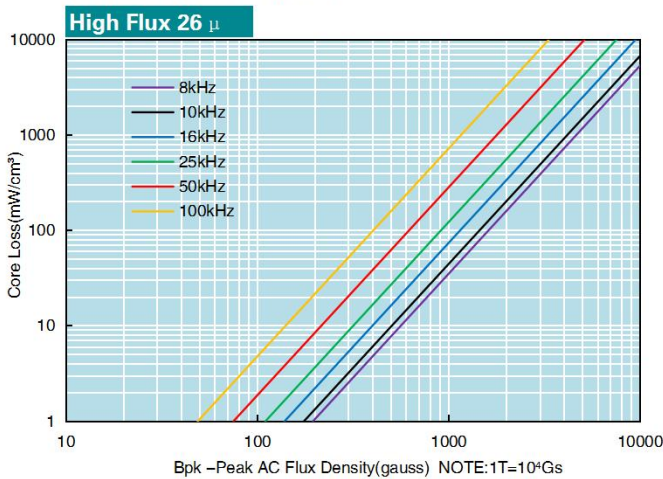
### 2.Physical Characteristics

Before Coating			After Coating			Le(cm)	Ae(cm <sup>2</sup> )	V(cm <sup>3</sup> )	W(cm <sup>2</sup> )	Weight (g) (ref.)	Box Quantity (Pieces)
OD(Max.) in/mm	ID(Min.) in/mm	Ht(Max.) in/mm	OD(Max.) mm	ID(Min.) mm	Ht(Max.) mm						
1.059 26.90	0.579 14.70	0.551 14.00	27.70	14.10	15.00	6.350	0.818	5.188	1.561	37.8	392

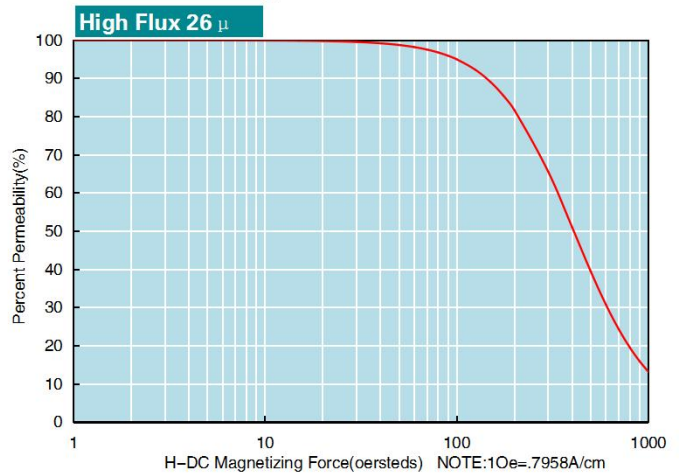
### 3.Electrical Parameters(Typical) Temperature(25 °C ± 2°C)

Test Item	Test Condition	Value(Typical)	Test Instrument
Inductance	φ 1.2mm/34Ts, 20kHz/1V, I=0A (Evenly full windings)(均匀绕满)	46.2 μ H ± 8%	CH3302
DC-Bias	φ 1.2mm/34Ts, 20kHz/1V, I=45A(H=300Oe) (Evenly full windings)(均匀绕满)	28.5 μ H(Min.)	WK3255B+WK3265B
	φ 1.2mm/34Ts, 20kHz/1V, I=59A(H=400Oe) (Evenly full windings)(均匀绕满)	21.7 μ H(Min.)	
Core Loss	50kHz/1000Gs	550mW/cm <sup>3</sup> (Max.)	SY-8219
Remarks	Set the internal resistance of LCR meter to 100 Ω .(电感测试仪内阻设置 100 Ω )		

Core Loss Curves(Typical)



DC-Bias Curves(Typical)



KDM确认栏  
KDM  
Signature

**科达磁电  
技术部**

客户确认栏  
Customer  
Signature

请在5个工作日内回签承认书，否则此承认书将作为后续订单的OQC标准。如有疑问，请及时联系我司RD部门。  
Please sign back after approval within 5 working days, otherwise this approval sheet would be taken as OQC standard for subsequent orders. If you have any questions, please contact RD department in time.